



DOMESTIC VIOLENCE STATISTICS

Agency Statistics for 2007

The statistical information below represents a very small portion of the services that our agency provided in 2007.

SERVICES PROVIDED (60-Day Emergency Shelter)	NUMBER OF "UNDUPLICATED" CLIENTS SERVED
Hotline Calls received	2,900
Orientation Group	375
Domestic Violence Therapy Group	360
Domestic Violence Education Group	1,400
Parenting Education Group	500
Living Skills Group	400
Career Group	450
Tutoring	3,200
Adult Assessments	912
Meals Provided	49,500
Shelter Intakes	900
Childcare	5,600
Referrals	2,960
Safety Plan / Move	260



DOMESTIC & FAMILY VIOLENCE IN LOS ANGELES COUNTY as reported by Violence Prevention Coalition of Greater Los Angeles Statistics represent the year 2002

- Approximately 1.5 million women are raped or physically assaulted by an intimate partner each year in the US. Because many victims are victimized more than once, approximately 4.8 intimate partner rapes and physical assaults against women are committed annually.
 - US Department of Justice, 2000
- Intimate violence is primarily a crime against women -- in 1998, females were the victims in 72% of intimate murders and the victims of about 85% of non-lethal intimate violence.
 - US Department of Justice, Bureau of Justice Statistics, 2002
- Violence by an intimate partner accounts for about 22% of reported violent crime against women and only 3% of reported violence against men.
 - US Dept of Justice, 2000
- A woman is often assaulted by the same intimate partner. The National Violence Against Women Survey found that women who were assaulted averaged seven physical assaults by the same partner.
 - US Dept of Justice 2000
- Women age 16-24 experienced the highest per capita rates of intimate violence (19.6 victimizations per 1,000 women).
 - Department of Justice, Bureau of Justice Statistics, 2002
- Between 12% and 35% of teenagers have experienced some form of violence - from pushing and shoving to hitting - in a dating relationship.
 - Cohall, Alwyn; Cohall, Rene; Bannister, Hope; Northridge, Mary, 1999.
- Pregnancy is a risk factor for physical abuse. Several studies have shown a range of incidence of battering during pregnancy from 8% to 26%.
 - JAMA, 1987
- Of the 4.8 million intimate partner rapes and physical assaults committed against women each year, approximately 2 million will result in an injury to the victim. More than 550,000 will require medical treatment.
 - US Dept of Justice 2000
- Domestic violence is the cause of more visits to emergency departments by women than any other cause of injury. It is estimated that as many as 30% of the women treated in emergency rooms are there because of physical abuse by a current or former domestic partner.
 - MMWR, 1993
- In 2000, there were approximately 60,000 domestic violence calls to law enforcement in LA County.
 - Los Angeles Almanac, 2002
- Most intimate partner violence victimizations are not reported to the police.
 - US Dept of Justice, 2000
- Abused women have a higher rate of miscarriage, stillbirth, premature labor, low birth weight babies and fetal injury.
 - Surgeon General 1992
- In 1998, over 1,800 murders in the US were attributed to intimate partners. Three quarters of the victims were women, accounting for 33% of all murders of women and 4% of all murders of men.
 - US Dept of Justice, 2000
- The sharpest decrease in number of intimate murders has been for black male victims. A 74% percent decrease in the number of black men murdered between 1976 and 1998 occurred.
 - Department of Justice, Bureau of Justice Statistics, 2002
- One out of four American women becomes a victim of domestic violence during her lifetime.
 - Color lines Magazine, 2002
- Each year, nearly 10 thousand women and children become permanently hearing impaired due to being repeatedly struck on or near the ear by an intimate partner.
 - National Institute on Deafness and Other Communication Disorders; National Institutes of Health, National Strategic Research Plan (1989)
- According to a U.S. study of violence between intimate partners, Latinas experience about the same level of physical assaults, and stalking as do Caucasian women, but report a 2.2% higher level of rape. Approximately 7.9% of Latinas will be raped, 21.2% will be physically assaulted, and 4.8% will be stalked by a spouse, boyfriend or ex-boyfriend during their lifetime.
 - US Dept of Justice, 2002
- While relationship violence happens to women of every race and ethnic background, African-American women are physically assaulted at a rate that is 35% higher than Caucasian women, and about 2-1/2 times the rate of women of other races.
 - National Coalition Against Domestic Violence, 2000

Valley Oasis

24-hour Hotline: (661) 945-6736 • Administrative Office: (661) 949-1916



Information below is stated by the UNITED STATES DEPARTMENT OF JUSTICE – Office of Justice Programs
 Females are more likely than males to experience nonfatal intimate partner violence. On average between 2001 and 2005, nonfatal intimate partner victimizations represented —

- 22% of nonfatal violent victimizations against females age 12 or older
- 4% of nonfatal violent victimizations against males age 12 or older.

VICTIMS / OFFENDER RELATIONSHIP IN NON-FATAL VIOLENT VICTIMIZATIONS; BY VICTIM AND GENDER
 2001 – 2005

(Average annual rate per 1,000 persons age 12 or older)

	FEMALE		MALE	
	Rate	Percent	Rate	Percent
Intimate	4.2	21.5%	0.9	3.6%
Other Relative	1.7	8.9%	1.2	4.6%
Friend / Acquaintance	7.0	36.2%	8.6	34.3%
Stranger	6.5	33.4%	14.4	57.4%

For homicides, intimate partners committed —

- 30% of homicides of females.
- 5% of homicides of males.

HOMICIDE VICTIM / OFFENDER RELATIONSHIP BY VICTIM GENDER
 1976-2005

(Percent of homicide victims by Gender)

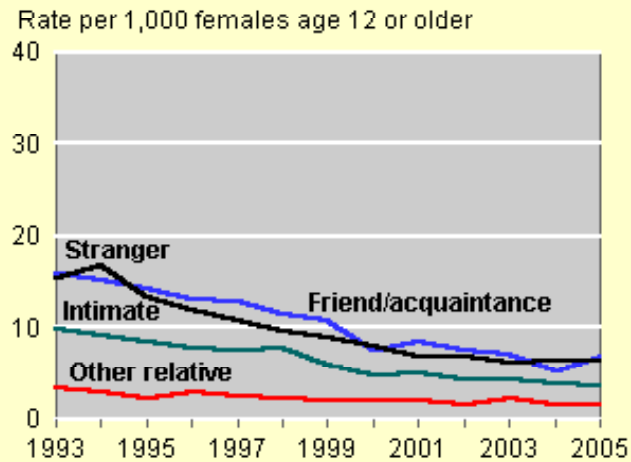
	FEMALE	MALE
	Percent	Percent
Intimate	30.1%	5.3%
Other Family	11.7%	6.7%
Acquaintance/Known	21.8%	35.5%
Stranger	8.8%	15.5%
Undetermined	27.7%	37.1%

Trends for nonfatal intimate partner victimization differ by gender.
 The rate of nonfatal intimate partner victimization for

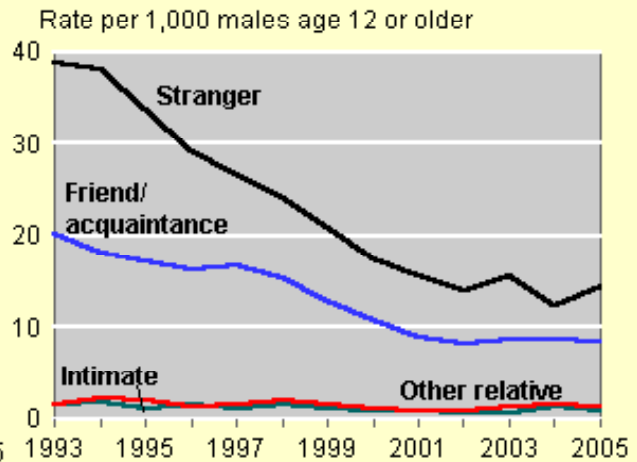
- Females was about 4 victimizations per 1,000 persons age 12 or older in 2005, down from about 10 in 1993.
- Males remained stable between 2004 and 2005.

Nonfatal violent victimization rate by victim/offender relationship and victim gender, 1993 - 2005

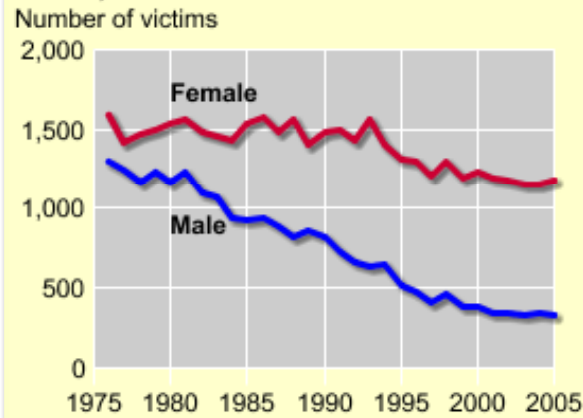
Female victims



Male victims

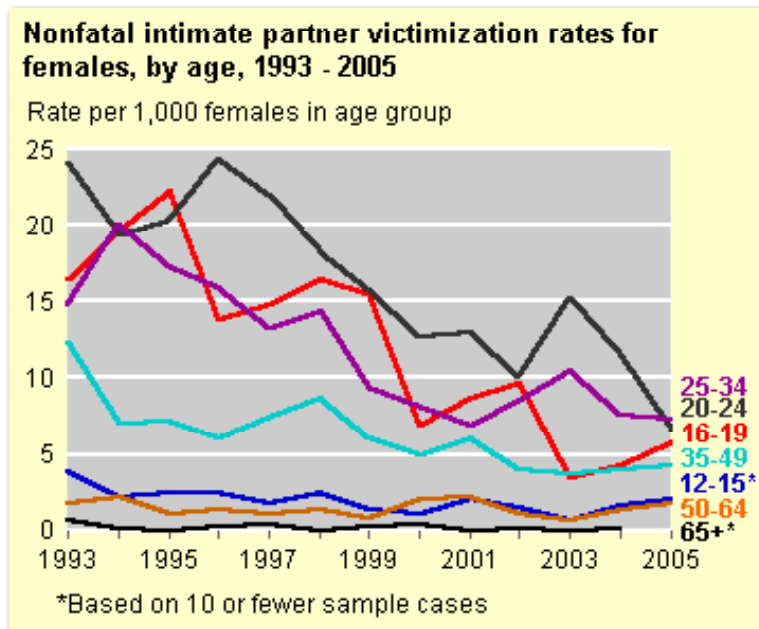


Homicides of intimates by gender of victim, 1976-2005



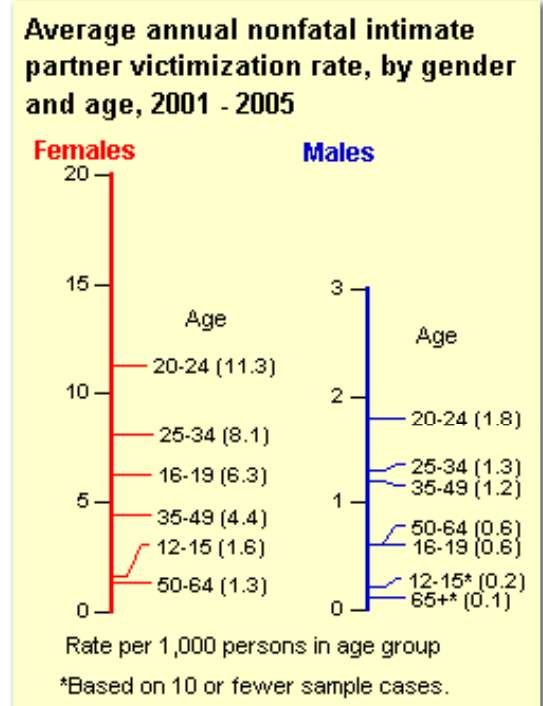
For females of most age categories, nonfatal intimate partner victimization declined over time.

- In general, females ages 12 to 15 and age 50 or older were at the lowest risk of nonfatal intimate partner violence.
- During 2005, females ages 35 to 49 were at a greater risk of nonfatal intimate partner violence than older females.



With the exception of males and females age 65 or older, average annual rates from 2001 through 2005 for nonfatal intimate partner victimization were higher for females than males within each age category.

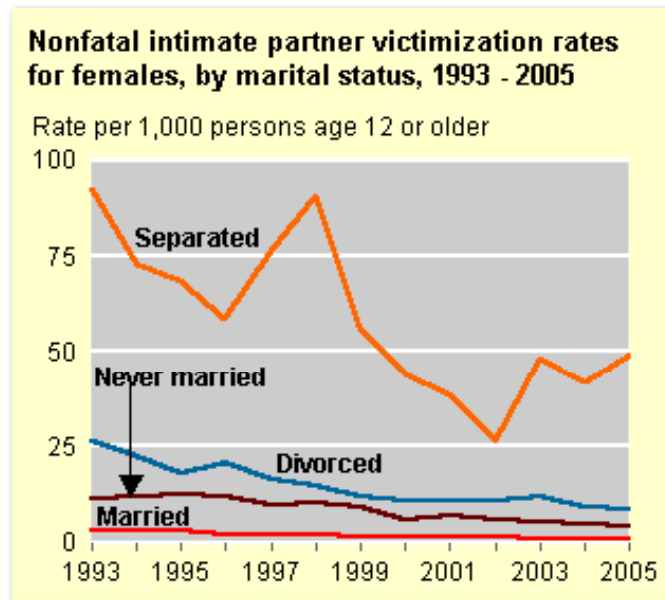
- Females ages 20 to 24 were at the greatest risk of nonfatal intimate partner violence.
- In general, males ages 12 to 15 and age 65 or older experienced the lowest rates of nonfatal intimate partner violence.



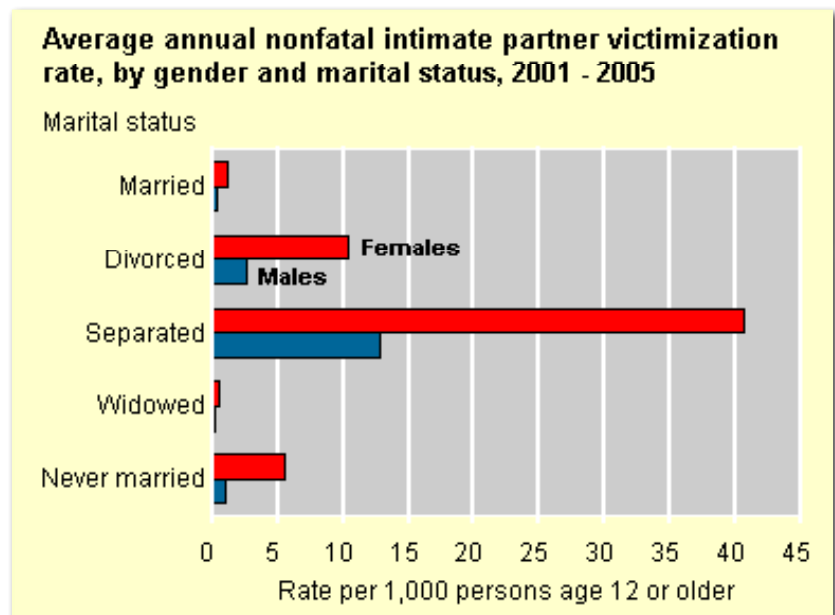
Rates of nonfatal intimate partner violence for females, who were married, divorced, separated, or never married were lower in 2005 than in 1993.

Females who were —

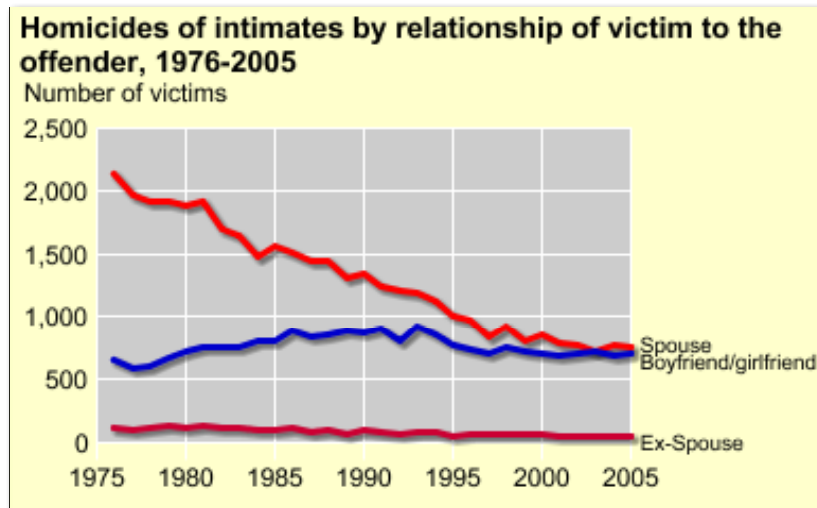
- Separated reported higher rates than females of other marital status.
- Married reported the lowest rates of nonfatal intimate partner violence.



On average from 2001 to 2005, both females and males who were separated or divorced had the greatest risk of nonfatal intimate partner violence while persons who were married or widowed reported the lowest risk of violence.



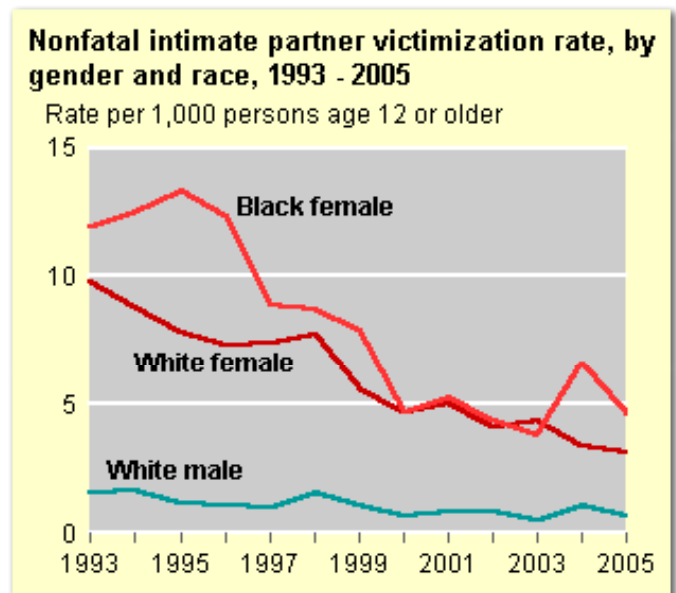
Most intimate homicides involved spouses, although in recent years the number of deaths by boyfriends and girlfriends was about the same.



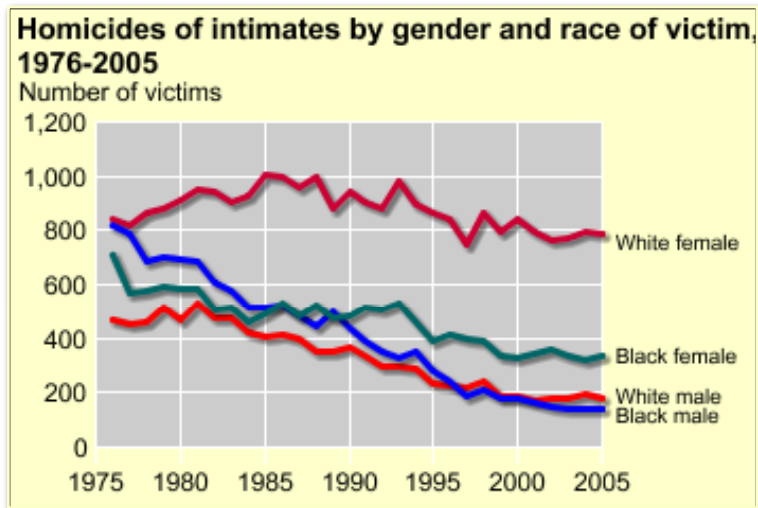
Between 1993 and 2005, rates of nonfatal intimate partner violence decreased for white females, white males, and black females.

Between 2004 and 2005, rates of intimate partner violence remained stable for —

- White females at 3.1 per 1,000 persons age 12 or older.
- Black females at 4.6 per 1,000 persons age 12 or older.
- White males at .7 per 1,000 persons age 12 or older.



Intimate homicide rate has fallen for blacks in every relationship category, while the rate for whites has not changed for all categories.



The average annual rate of nonfatal intimate partner violence from 2001 to 2005 was —

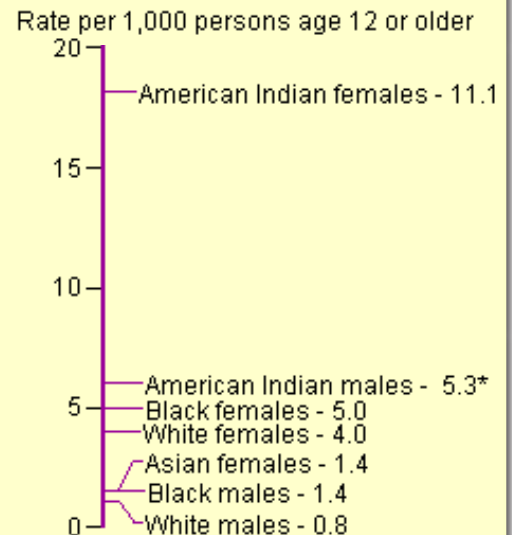
- Generally higher for American Indian and Alaskan Native females.
- Similar for black females and white females.

Note: In 2003 racial categories were changed. Caution is warranted when examining these categories over time. See National Crime Victimization Survey Methodology in Additional Information about the data for more details. Information about nonfatal intimate partner victimization of persons of other races is provided as average annual estimates because the small number of cases in each category was not sufficient for reliable annual estimates. Information is not provided for Asian males because the small number of cases is insufficient for reliable analysis.

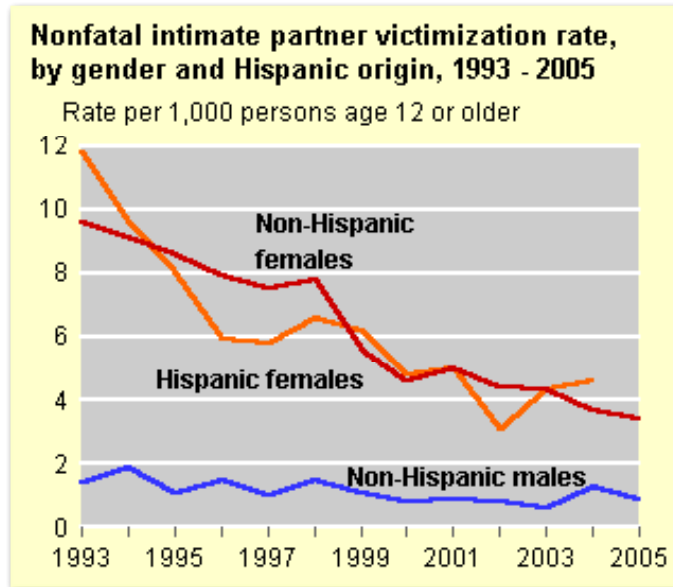
Between 1993 and 2005, the rate of nonfatal intimate partner victimizations declined for —

- Hispanic females by two-thirds.
- Non-Hispanic females by over half.

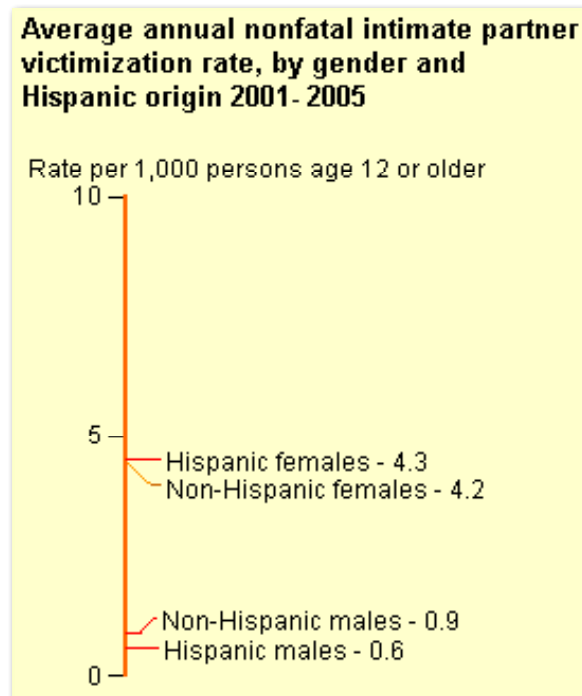
Average annual nonfatal intimate partner victimization rate, by race and gender, 2001- 2005



*Based on ten or fewer cases.

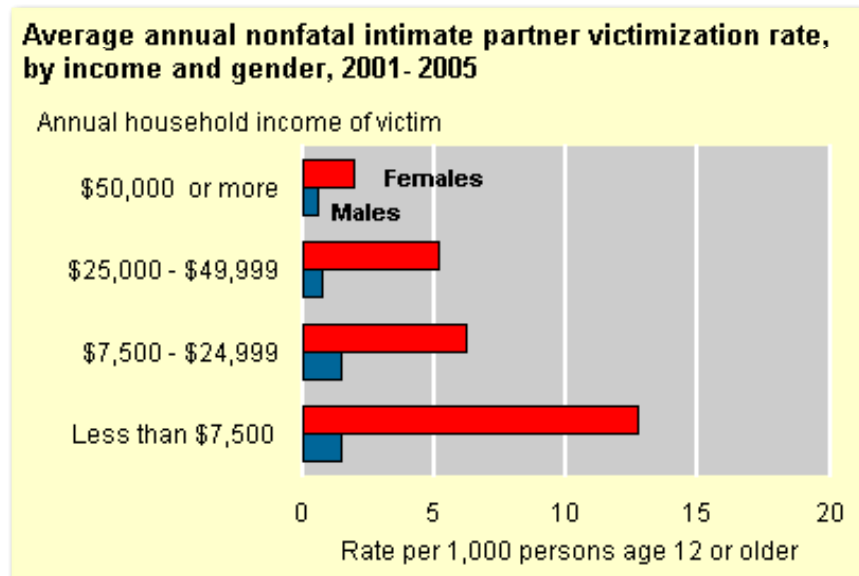


On average from 2001 to 2005, rates of intimate partner violence were similar for both Hispanic and non-Hispanic females and males.



From 2001 to 2005, for nonfatal intimate partner victimization —

- Females living in households with lower annual incomes experienced the highest average annual rates.
- Females remained at greater risk than males within each income level.



From 2001 to 2005, for nonfatal intimate partner violence —

- Average annual rates were higher for persons living in rental housing than other types of housing regardless of the victim's gender.
- Females residing in rental housing were victimized at an average annual rate more than 3 times the rate of females living in owned housing.
- Males residing in rental housing were victimized by an intimate partner about 3 times the rate of males living in owned housing.

On average between 2001 and 2005, children were residents of the households experiencing intimate partner violence in —

- 38% of the incidents involving female victims.
- 21% of the incidents involving male victims.



AVERAGE ANNUAL NUMBER & PERCENTAGE OF HOUSEHOLDS EXPERIENCING NON-FATAL INTIMATE PARTNER VIOLENCE WHERE CHILDREN UNDER AGE 12 RESIDED; BY GENDER OF VICTIMS
2001-2005

Households with intimate Partner violence victims	ANNUAL AVERAGE	
	Number	Percent
All households	615,795	100%
With Children	216,490	35.2%
No Children	303,615	49.3%
Unknown	95,685	15.5%
Female victim households	510,970 ¹	00%
With Children	194,455	38.1%
No Children	235,940	46.2%
Unknown	80,580	15.8%
Male victim households	104,820	100%
With Children	22,040	21.0%
No Children	67,680	64.6%
Unknown	80,580	15.8%
Male victim households	104,820	100%
With Children	22,040	21.0%
No Children	67,680	64.6%
Unknown	15,105	14.4%

(The NCVS does not ask about the extent to which young children may have witnessed the violence)